

Shift Indicator w/Housing Installation Instructions

For 3 Speed, 4 Speed, Ford AOD & AODE & Ford C4 & C6 Shift Indicators w/ Pointer & Housing

For Part Number's 2600200020, 2600250020, 2600260020, 2600270020, 2600271020, 2600200051, 2600250051, 2600260051, 2600270051, 2600271051, 2600200030, 2600250030, 2600260030, 2600270030, 2600271030, 2600200040, 2600250040, 2600260040, 2600270040, 2600271040



Figure 1



Figure 2




Figure 3




Figure 4



Figure 5




Figure 6



Figure 7

1. Before you begin your installation, make sure the column is tilting straight up and down.
2. Measure and mark a line in the upper housing (sleeve) 3 3/8" down from the top of the column. **(Figure 1)**
3. Set the indicator housing on the top of the column centered from left to right or level on the top of the column and centered over the line.
4. Use a marker to spot where the holes should be drilled.
5. Use a center punch before you drill. If using a center punch on a chrome column be careful not to hit it too hard because it could pop the chrome. **(Figure 2)**
6. Use a .100 or a #38 drill to make the holes. Drill 3/8" deep. **(Figure 3)**
7. Before installing the housing make sure to clean off any marks you have made on the column.
8. Slide the Acrylic Indicator in the housing and install the screws provided in your kit using a #2 Phillips screwdriver. **(Figure 4)**
9. Next install your pointer. To install the pointer make sure the column is in Neutral. Block the tires if the car is on uneven ground.
10. Measure from the top of the shift hub down 3/8" and behind the "N" on the indicator, put a mark. This is going to be the front edge of the pointer. **(Figure 5)**
11. Clean the area to remove any oil or fingerprints. Remove the red tape backer on the pointer and stick the pointer on the column with the big end even with the mark on the shift hub and centered with "N" on the indicator. **(Figure 6)**
12. Your installation is now complete. **(Figure 7)**



www.ididitinc.com

ididit inc. 610 S. Maumee St. 49286 Tecumseh, MI PH: 517-424-0577 FAX: 517-424-7293